



TOILES
qualité
LATIM
















ARMEE


FILATURE , TISSAGE ET ENNOBLISSEMENT



& ISO 9001

<p>LN/PU 235 VERT IR OTAN (F.I. 10.72) MAT 160 gr/m2 Laize 160</p>				<p>LN/PVC 840 VERT P.341C MAT 450 gr/m2 Laize 150</p>
<p>LN/PVC 840 VERT MILITAIRE MAT 450 gr/m2 Laize 150</p>				<p>LN/PVC 840 GRIS MAT 450 gr/m2 Laize 150</p>
<p>LN/PVC 840 MARRON 8014 + F MAT 450 gr/m2 Laize 150</p>				<p>LN/PVC 840 CYCLAMEN 97 MAT 450 gr/m2 Laize 150</p>
<p>LN/PVC 840 NOIR MAT 450 gr/m2 Laize 150</p>				<p>LN/PVC 1100 KAKI 7002+F MAT 450 gr/m2 Laize 150</p>

<p>LP/PVC 670 NOIR 9011 MAT 460 gr/m² Laize 150</p>				<p>TX88 MAT VERT OTAN 6006 + CI = Civil 600 gr/m² Laize 204</p>
<p>TX88 MAT VERT KAKI P.5753C (vert foncé 24x3 / 34x3) = Civil 580 gr/m² Laize 150</p>				<p>STRUCTURE 89 MAT VERT OTAN 6015 + C = Civil 700 gr/m² Laize 250 M2</p>
<p>LP NOIR IR 3600 (F.I. 61.64 E) MAT 700 gr/m² Laize 250 M2</p>				<p>LP VERT IR OTAN 34X5 (F.I. 61.64 D) MAT 700 gr/m² Laize 155 & 218 M2</p>
<p>LP VERT IR OTAN 34X3 (F.I. 61.64 D) MAT 700 gr/m² Laize 218 M2</p>				<p>LP SABLE DU DESERT 32X0 (F.I. 61.64 D) MAT 700 gr/m² Laize 218 M2</p>
<p>LP BEIGE SABLE MANTA 32x2 (F.I. 61.64 D) MAT 700 gr/m² Laize 218</p>				<p>LP BRUN TERRE DE FRANCE 30x4 (F.I. 61.64 D) MAT 700 gr/m² Laize 218</p>

<p>LP BARIOLE T.E. Dessin Std (F.I. 61.64 D) MAT 700 gr/m2 Laize 218 M2</p>				<p>RENFORT 19/10 DOUBLE PLI BRUN TERRE DE France 30x4 MAT 2500 gr/m2 Laize 200</p>
<p>RENFORT 19/10 DOUBLE PLI VERT OTAN MAT 2000 gr/m2 Laize 50 & 204</p>	